



**Ducted Gas  
Heating and  
DualComfort™**





# Australia's leading climate systems

As a proud brand of Rinnai Australia, Brivis has been providing heating and cooling solutions to Australian homes for over 50 years. Our local manufacturing facility, located in Braeside Victoria, employs over 200 dedicated people and is home to some of Australia's most innovative heating and cooling products.

Brivis pioneered the very first 5 Star Ducted Gas Heater and has been instrumental in introducing some of the newest and most efficient systems in Australia - including the Contour Evaporative Cooler and the 6 star Ducted Gas Heater. In fact, some of our very first gas heaters are still in operation today, nearly 50 years on. That's why Brivis has been benchmarked for their excellence in engineering.



## At Rinnai, we're all about comfort


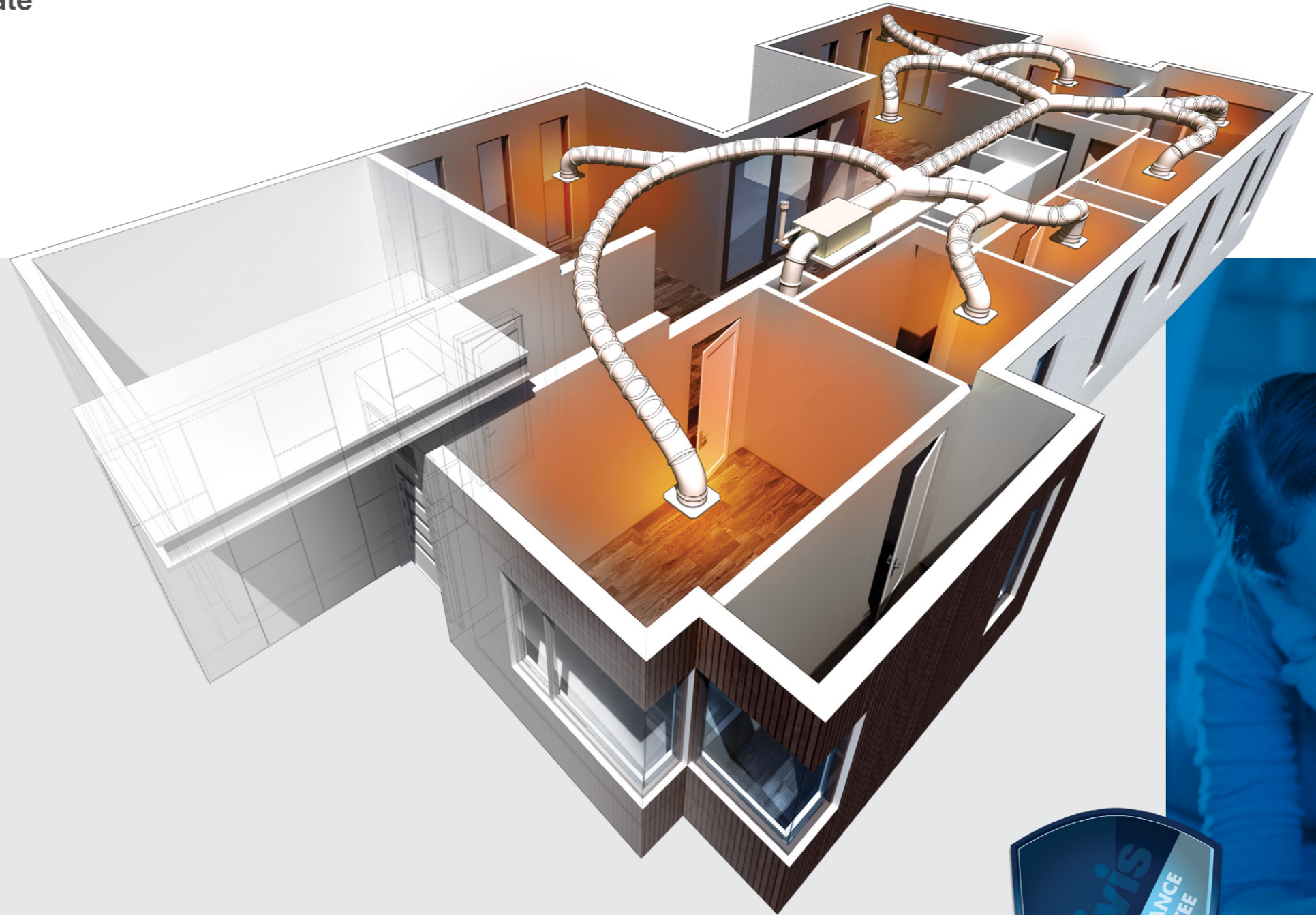
For over 50 years, Rinnai has supplied Australian homes with a range of appliances that help people lead comfortable, safe and efficient lifestyles.

Being driven to create comfort means that we really care about our products and your experience from start to finish. We're focused on developing products with the latest technology and our level of quality is second-to-none, so you can rest assured knowing Rinnai will deliver.



# Whole home heating

Incredibly effective and simple to operate



## How does Ducted Gas Heating work?

Brivis Ducted Gas Heating comprises a heating unit connected to a series of outlets via a system of ducts. Ductwork and outlets supplied by your installer are strategically placed throughout your home, either in the floor or ceiling. The position of the heating unit depends on your house.

The Brivis Ducted Gas Heating system draws air from inside your home through the heater where it is warmed. A fan pushes it into the rooms of your home via the outlets and duct network, in the form of a steady, gentle supply of warm air.

The Brivis controller monitors the air temperature on a continual basis and controls the Brivis Ducted Gas Heating system to ensure a consistently warm temperature throughout the home. On our higher efficiency models, as the home heats up, the heater modulates the gas so only a small amount of energy is used to keep the space at your desired comfort level.

Once your home reaches your desired temperature the heater unit switches off once all the hot air inside the unit has been used.

## Brivis Performance Guarantee

Expert design and installation are essential in ensuring optimum operation and maximum performance.

The unique Brivisize software enables designers, in consultation with you, to accurately select the perfect Brivis appliance for your home.

After using the guide and having your Brivis product correctly installed and commissioned by a licensed professional, if the Brivis unit does not perform as it was designed to do, Brivis will repair or replace the Brivis appliance free of charge, or refund your money.



**BRIVISIZE**

Ask your local Brivis dealer to Brivisize your home. Brivisize is a unique sizing tool, ensuring your home is measured up correctly and accurately for all Brivis heating and cooling solutions.

Backed by our Brivis Performance Guarantee, Brivisize is your answer for ultimate peace of mind.



# Heating that doesn't cost the earth

## Benefits of heating with natural gas

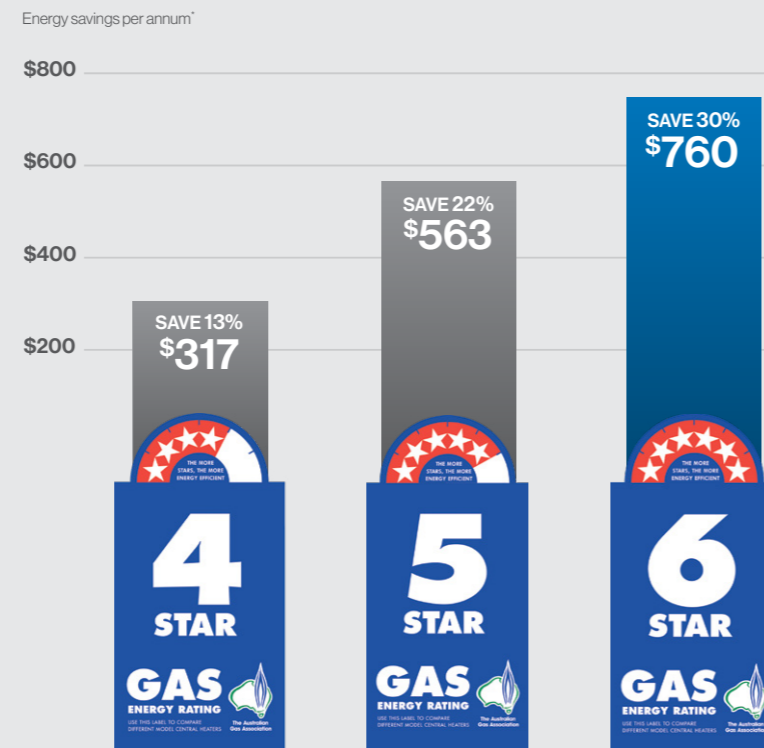
Gas is a low carbon and convenient fuel of choice for Australian consumers when it comes to cooking, hot water and winter heating. Gas fired appliances are proven contributors to reducing greenhouse gas emissions and are efficient and responsive.

Gas is the ultimate performer for home heating compared to electric alternatives when ambient temperatures approach zero and below.

More than 90,000 km of gas pipelines around Australia meet the needs of 5 million customers with exceptional reliability.\*

## Star ratings explained

The star rating on your Ducted Gas Heater helps you compare how much gas your heater is actually using. It's an indicative guide that outlines the running cost of the heater in terms of annual energy usage. The higher the star rating, the more energy efficient the heater is - meaning bigger annual savings on your running costs. On average, an increase of one star means energy usage savings of approximately 10 percent.



\*Energy savings are compared to a standard 3.0 star Ducted Gas Heater. Running Cost Data is based on Australian Standard AS52631.6:2016. House Heat Load 0.2MJ/Hr/m<sup>2</sup> and 600 Hours of operation (100 days at 6 hours per day). Annual Energy Consumption - as per AGA Star Ratings for Ducted Gas Heating Systems. Gas Price = 2.8 cents per MJ/HR\*. Savings based on House Floor Area of 220m<sup>2</sup> for New Homes built pre 2005\*, with 2.4m ceiling. Actual savings may vary due to variations in factors such as fuel costs, house size, thermal insulation and heater usage patterns. \* Source: Sustainability Victoria 2023

# Features and Benefits



### Easy Installation

Internal and external units designed for hassle-free installation, with internal units easy to split and lift for greater flexibility.



### Efficient Energy Rating

With up to 6 star energy rating models available, this high efficiency feature uses less energy and provide long terms savings during the service life of your heater,



### Locally Manufactured

Made in Melbourne under the most stringent standards for quality and performance. Design and manufacture is accredited to ISO9001.



### Add-On ICE Refrigeration

Keep cosy and cool all year round with the Brivis ICE™ refrigeration Add-On available with selected Ducted Heating models. Uses the same ducts for both heating and cooling.



### Zoning

ZonePlus™ allows you to control up to four individual zones each with their own timer, temperature settings and reduced running costs.



### Wi-Fi Control

Enjoy ultimate control of your Ducted Heater or Add-On Cooling from almost anywhere with an Internet connection using the Rinnai Touch™ App.



### Small Spaces

Selected models can be installed sideways for versatile installation in restricted areas.



### Fast Warm Up

It doesn't matter what the temperature is outside, your Brivis Ducted Gas Heater will warm up your whole home before you know it.



### Robust & Reliable

With a history expanding over 50 years in Australia, Brivis are unmatched in reliability. Units are designed to withstand Australia's varied climates and are built to last.




### System Controls

Tailor your comfort levels with our diverse range of controllers. With functionalities including 7-day programmability, preset temperature settings and thermostat control - there's a controller for every need.

# How it works

So simple yet so effective



\*StarPro Range \*\*StarPro 6 series



# Classics

Cost effective heating

## Compact Classic CC3

The Compact Classic range (CC3), as the name suggests, is a compact design for easy installation indoors and in tight spaces. Perfect for new homes, the CC3 is a price conscious, no fuss solution that's easy to install.

### Features

- Excellent value for money
- Three speed fan
- Up to 3.5 star rating
- Low profile, compact & splittable
- Suitable for Brivis ICE™ Add On
- Three year parts & labour warranty



## Wombat Classic 2PWN

The Brivis Wombat is known for its performance and reliability and has a model to suit virtually any home. The Brivis two-piece Wombat range of heaters have up to 3.8 Star energy rating, making it one of the highest rated 3 Star Ducted Gas Heaters on the market - the best value option in its class.

### Features

- Easy to install
- Splittable for easy handling
- Suitable for Brivis ICE™ Add On
- Five year parts & labour warranty



# Buffalo

Perfect changeover solution

## Buffalo BX3C

If you are one of the thousands of Australians who have enjoyed the performance and reliability of a Brivis Ducted Gas Heater, chances are you are familiar with the Brivis Buffalo heater. After all, there are more Brivis Ducted Gas Heaters installed in Australian homes than any other brand. With models to suit virtually all homes, Brivis Buffalo units are an excellent, dependable external weatherproof option that have been keeping Australians comfortable for over 35 years.

Perfect for those looking to replace their existing heater with an unrivaled dependable low cost option, the Buffalo series has proven performance and a name you can trust.

### Features

- Excellent value for money
- Easy changeover
- Reliable and built to last
- Superior airflow
- Five year parts and labour warranty
- Compact design



## Buffalo BX5

The Brivis Buffalo 5 Star Heater has been designed with efficiency and reliability in mind. The energy efficient Brivis Buffalo 5 star is the perfect solution for replacing or upgrading your existing Buffalo. With savings of \$420\*\* on annual running costs compared to a standard Brivis Buffalo, the Brivis Buffalo 5 star is a simple upgrade choice. Your investment in the Brivis Buffalo 5 star is sure to provide you many years of trouble free, high efficiency comfort, as well as reduced gas consumption.

### Features

- High Efficiency 5 Star rating
- Easy to install
- Zone Plus compatible - up to 4 Zones
- Five year parts & labour warranty
- Great choice for Add-On Ice Cooling



\*For full terms and conditions visit [brivis.com.au](http://brivis.com.au).

\*\*Energy savings are compared to a standard 3.0 star Ducted Gas Heater. Running Cost Data is based on Australian Standard AS5263.1.6:2016. House Heat Load 0.2MJ/Hr/m<sup>3</sup> and 600 Hours of operation (100 days at 6 hours per day). Annual Energy Consumption - as per AGA Star Ratings for Ducted Gas Heating Systems. Gas Price = 2.09 cents per MJ/HR\*. Savings based on House Floor Area of 220m<sup>2</sup> for New Homes built pre 2005\*, with 2.4m ceiling. Actual savings may vary due to variations in factors such as fuel costs, house size, thermal insulation and heater usage patterns. \* Source: Sustainability Victoria 2020

# StarPro

## Premium series

### StarPro 4 Series

Brivis' StarPro 4 boasts up to an impressive 4.8 Star energy efficiency rating, making it one of the highest rated 4 Star Ducted Gas Heaters available.

Due to its flexible installation options the StarPro 4 series is perfect for upgrading your old Ducted Gas Heater. It is an ideal all-round gas heater that's affordable, incredibly efficient and compact.




#### Features

- Five year parts and labour warranty
- ZonePlus™ compatible
- Brivis ICE™ compatible
- Economical to run
- Universal internal/external application
- Outstanding efficiency up to 4.8 Stars

### StarPro 5 Series

Brivis' latest 5 Star non-condensing range of Ducted Gas Heaters delivers excellent efficiency while using less gas to heat your home, all without the need for condensate drains. Brivis can now not only deliver a 5 Star rating without producing condensate, but can offer a cheaper way to get 5 Star efficiency without compromising on quality.

A non-condensing Ducted Gas Heater makes the system easier and faster to install, making it a great option for a new installation or to replace your old heater - meaning lower installation costs.



#### Features


- Five year parts and labour warranty
- Lay down kit (Internal application)
- ZonePlus™ compatible
- Brivis ICE™ compatible
- Cheaper and easier to install
- High efficiency
- Non-condensing 5 Star Rating

### StarPro 6 Series

The Brivis StarPro 6 is the most efficient Ducted Gas Heater in the StarPro range. Cleverly engineered to use less gas than traditional Ducted Gas Heaters through our efficient 4 Pass Heat Exchanger with Modulating Gas Valve - meaning you get superior temperature control and greater efficiency.

In heating mode, Brivis ZonePlus™ allows you to independently zone different temperatures throughout the home with the option to turn off ones not in use, saving you money on running costs.

With Brivis ICE™ compatibility, your 6 Star heater can be your ultimate gas heating and refrigerated cooling solution all year round. Selected models are also available in Universal Liquefied Petroleum Gas (ULPG).



Energy Star Partner only applicable in New Zealand. Applies to StarPro 6 range, not including SP615IN

### Features

- Highest possible gas energy star rating
- Reduced running costs
- Reduced carbon emissions
- Brivis ICE™ compatible
- ZonePlus™ compatible
- Selected models available in ULPG
- Lay down kit (Internal application)
- Five year parts and labour warranty



StarPro 4 Universal (Internal or External)



StarPro 5 External & Internal models



StarPro 6 External & Internal models

\*For full terms and conditions visit [www.brivis.com.au](http://www.brivis.com.au)





# DualComfort™

Add-On Cooling Systems

## DualComfort™ product features

- ZonePlus™ compatible (StarPro heaters only)
- Advanced control options
- Australian designed, locally made for more than 50 years
- Brivis ICE™ Add-On refrigerated cooling system
- Electronic ignition and integrated diagnostics
- Duct work installation flexibility (under floor or in roof space)
- Heating and cooling from the one controller

## Keep your energy costs to a minimum

The combination of Ducted Gas Heating with refrigerated cooling provides a superior whole home climate control solution at an affordable rate.

## The ultimate form of air-conditioning

The system combines the best form of heating and the best form of cooling. It can be zoned, utilises common ductwork and allows you to maintain your desired level of comfort all year.

## Better performance in cold ambient temperatures

The heating capacity of a reverse cycle system reduces and works less efficiently when outside temperatures drop. The heat output and efficiency of a Ducted Gas heater is not impacted by ambient temperature and remains steady.

## Flexible installation options

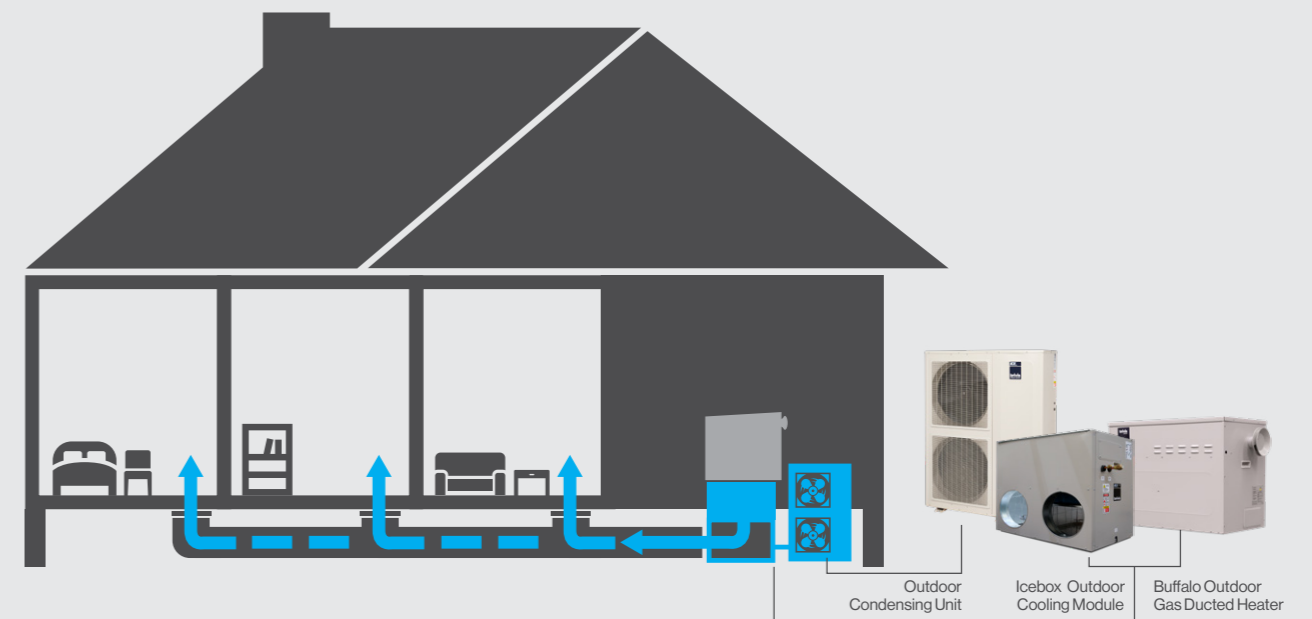
With the DualComfort™ heating and cooling solution you can install both the gas heating and refrigerated cooling at the same time, or install just the heating first, ready for the cooling to be added in at a later date. Simple. Ask your installer about being Brivis ICE™ ready.

When installing a Brivis ICE™ Add-on refrigerated cooling system to an existing Ducted Gas Heating system, care must be taken to ensure the duct system is sized and designed correctly. If you are installing a heating system and plan to install Brivis ICE™ Add-on refrigerated cooling system at a later date, then ensure that you advise your dealer and they will size the system accordingly.

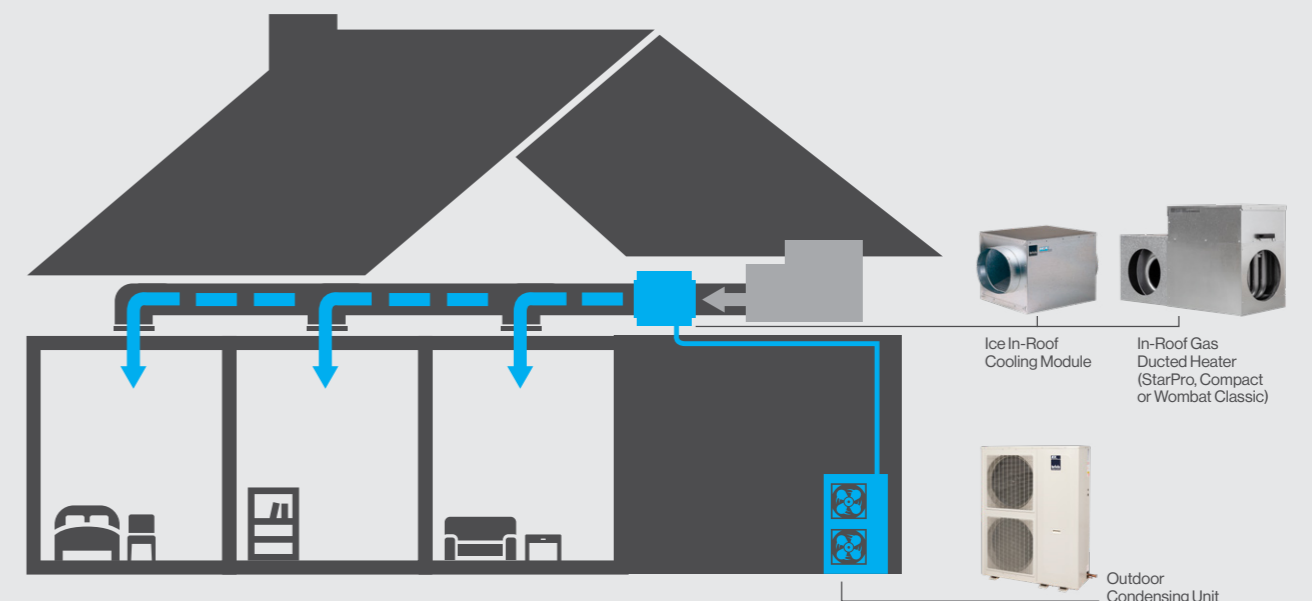
# How it works

Solutions for every home

## DualComfort™ solution for homes built on stumps



## DualComfort™ solution for concrete slab homes





# Zoning

Complete comfort control



Touch App mobile controller, Refer to controllers page for more information

## Introducing Brivis Zoning Solutions\*

### ZonePlus™

For outstanding individual comfort, control and energy management, ZonePlus™ allows you to have up to four individually controlled zones, each with their own time and temperature settings.\*\*

For total flexibility, you can upgrade as many Brivis Temperature Sensors to Brivis NC6 or Touch controllers allowing you to fully control, program and manage each zone – eliminating the need for you to go back to a Master controller. Adjust temperatures for each zone as it suits you from any controller in the home. Perfect comfort, absolute control. ZonePlus™ works in unison with any Brivis StarPro Ducted Gas Heater with 4, 5 and 6 star efficiencies.

### Adaptive Zoning

Allows heating or cooling to be used with one or more Brivis controllers, operating a common zone, as well as up to four additional zones, e.g. lounge room, bedrooms, kitchen/dining etc.

A Brivis NC6 or Touch can simply turn zones on or off to manage only those areas you are using.

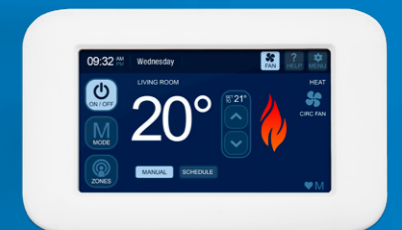
## Benefits of ZonePlus™

### Reduce your energy costs

Switching off unused zones not only helps reach your set temperature faster, but will also save you lots on your energy bill. Adjusting your comfort levels moderately can also make big changes to your energy bill.

### Get more comfortable quicker

With the option of Brivis controllers in every zone, you no longer need to rely on one central controller managing your entire home. Controlling your climate is only ever a few steps away. How convenient is that?



Brivis Touch™



Brivis NC6 Networker™



Remote Temp Sensor

\*In some Dual Comfort applications a Constant Zone may be required. Consult your specialist dealer for more information.

\*\* For multi temperature set point (MTSP) systems the zone temperature setpoint can be set independently across all Networker / Touch Controllers or temperature sensors.



# Controllers



## Touch App

Enjoy ultimate control of your Bravis Gas Ducted Heater, Evaporative Cooling or Add-On Cooling from almost anywhere with an Internet connection.

With the ability to turn your unit on/off\*\*, set temperatures and modes (heating or cooling) and zone control, complete comfort has never been easier.

- Available on Google Play and App Store.
- Multiple user capability.
- Retrofits to existing Gas Ducted Heaters, Evaporative Cooling and Add-On Cooling with compatible Network Controllers.

## Touch Controller

Comfort is right at your fingertips with the Bravis Touch™ Controller. Control your Bravis Ducted Gas Heater, Evaporative Cooler and Add-On Cooling using its high resolution touchscreen.

With its convenient 7 day programmability function and easy-to-use interface, the Bravis Touch Controller combines the best engineering and technology into one unit.

- Security control prevents unauthorised usage.
- Simple on/off and temperature up/down functionality.
- Inbuilt status monitor.
- Monitors usage and alerts you when it's time to maintain your appliances.
- Facilitates optional on-board zoning functionality and customisation.



## NC6 Networker

The Networker is designed with an easy-to-use rotary dial, an easy-to-read LCD screen and is backlit using Electro-Luminescence (EL) technology, making the screen easier to read in poorly lit areas or at night. The NC6 can operate both a Bravis ducted gas heater as well as a Bravis cooling system, providing total control.



## Programmable Controller

The Programmable Controller can operate in either auto or manual modes. To program you simply preset temperatures and times for the heating/cooling system to turn on and off. This Controller is also suitable for Bravis ICE™ system with the Classic Heater Range.



## Manual Controller

The Manual Controller is a simple to use heating only thermostat with a large easy to read digital display.



## Remote Temperature Sensor for ZonePlus™

For total flexibility when zoning your home a remote temperature sensor, when used with a Touch or Networker control, will help you manage and control temperatures throughout your home.

# Servicing

## Quality service for over 50 years

Bravis products are renowned for their quality, performance and reliability, and have been keeping Australians comfortable for over 50 years. Our commitment to producing exceptionally engineered, high quality products is supported by our manufacturer's warranty through factory-trained professionals, ensuring your ultimate protection and peace of mind.

The Bravis standard parts and labour product warranty is 5 years. Bravis offers the option of extending this warranty up to a further 4 years, for a total of 9-year parts and labour warranty, on Bravis Ducted Gas Heaters\*. Furthermore, Bravis offers a 10 year warranty on the gas burner, heat exchanger and structural component.

Heating and cooling equipment is subject to normal wear and tear and often operates under extreme conditions. It is recommended that such appliances be serviced and maintained by qualified licensed technicians at a minimum of once every two years to prolong the life of the unit, help keep it running safely and at optimum efficiency.

## Bravis Service Advantage Program

Have complete peace of mind by participating in Bravis' comprehensive Service Advantage Program.

Extend your standard 5 year parts and labour warranty on your Gas Ducted Heater by another 4 years, by registering your product and completing the scheduled servicing using our National Service Network.

Rest assured your appliance will either be repaired or replaced by experienced and qualified technicians using genuine replacement parts.

Register your system online at:  
[bravis.com.au/warranty](http://bravis.com.au/warranty)

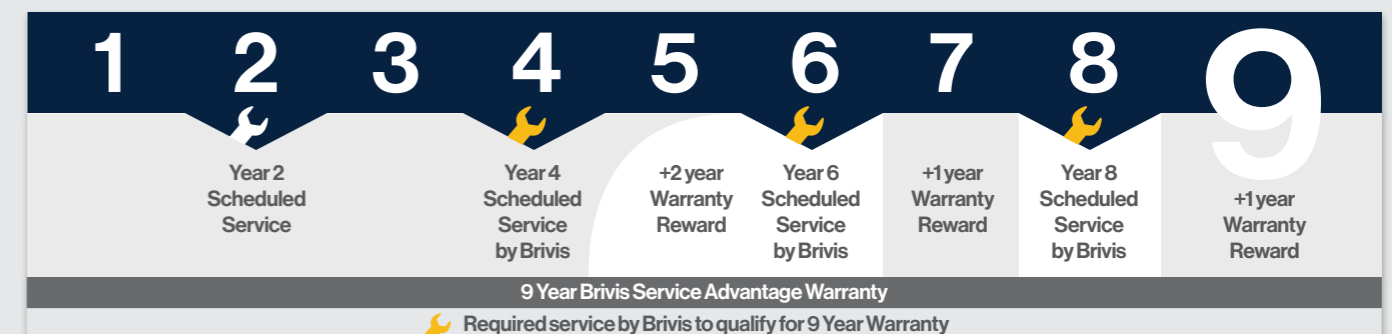
## We're at your service

The National Customer Care Centre provides first class service and maintenance of you system, ensuring it's running at its highest efficiency so you can enjoy the Bravis experience for many years to come.

Operating 5 days a week  
(Monday to Friday)

13 43 73

## Up to 9 years warranty\*



\*5 year + 4 year extended. Conditions apply, visit [Bravis.com.au](http://Bravis.com.au) for full terms and conditions.

\*\*Requires Wi-Fi module and compatible controller to operate



# Technical Information



|   | Classics            |                     | Buffalo        |             | StarPro           |                 |                      |
|---|---------------------|---------------------|----------------|-------------|-------------------|-----------------|----------------------|
| Features  | Compact Classic CC3 | Wombat Classic 2PWN | Buffalo BX3C   | Buffalo BX5 | StarPro 4         | StarPro 5       | StarPro 6            |
| Star Rating   | ★★★                 | ★★★                 | ★★★            | ★★★★★       | ★★★★              | ★★★★★           | ★★★★★                |
| Heating kW capacities   | 15 / 19 / 23.5 / 30 | 15.5 / 21 / 28      | 15.5 / 20 / 28 | 20 / 30     | 15 / 21 / 30 / 35 | 21 / 30 / 35*** | 15*** / 23 / 30 / 35 |
| 3 Year Parts & Labour Warranty  | ●                   |                     |                |             |                   |                 |                      |
| 5 Year Parts & Labour Warranty  |                     | ●                   | ●              | ●           | ●                 | ●               | ●                    |
| 9 Year Warranty (5 Year Standard + 4 Years Optional Parts & Labour Extended Warranty**) |                     | ●                   | ●              | ●           | ●                 | ●               | ●                    |
| Australian Made   | ●                   | ●                   | ●              | ●           | ●                 | ●               | ●                    |
| Electronic spark ignition   | ●                   | ●                   | ●              | ●           | ●                 | ●               | ●                    |
| Powered Flue  | ●                   | ●                   | ●              | ●           | ●                 | ●               | ●                    |
| Internal option   | ●                   | ●                   |                |             | ●                 | ●               | ●                    |
| External option   |                     |                     | ●              | ●           | ●                 | ●               | ●                    |
| Fan Speed Sensing   |                     |                     |                | ●           | ●                 | ●               | ●                    |
| Modulating Gas Valve  |                     |                     |                | ●           | ●                 | ●               | ●                    |
| Internal Unit Lay down option   |                     |                     |                |             |                   | ●               | ●                    |
| Networker compatible  | ●*                  | ●*                  | ●*             | ●           | ●                 | ●               | ●                    |
| Wi-Fi compatible  | ●*                  | ●*                  | ●*             | ●           | ●                 | ●               | ●                    |
| Dual Comfort Add-On Cooling compatible  | ●^                  | ●^                  | ●^             | ●^          | ●                 | ●               | ●                    |
| ZonePlus Compatible   |                     |                     |                | ●           | ●                 | ●               | ●                    |

\*Additional accessory required  
 \*\*Terms and conditions apply, see brivis.com.au and download the owner's manual for more information.  
 \*\*\*Internal only  
 ^Selected models



# Technical Information

| Brivis Ducted Gas Heater      | Star Rating    | Capacity (kW) | Airflow (L/s) @ 100Pa ESP | Duct Connection Pop sizes (mm) | Dimensions (L x W x H) | Net Weight (kg)  | Available in LPG / ULPG |   |
|-------------------------------|----------------|---------------|---------------------------|--------------------------------|------------------------|------------------|-------------------------|---|
| <b>StarPro 6 Series</b>       |                |               |                           |                                |                        |                  |                         |   |
| SP615IN                       | 6.0            | 15.0          | 630                       | 300                            | 1021 x 395 x 634       | 57               | -                       |   |
| SP623EN                       | 6.0            | 23.0          | 660                       | 300                            | 1046 x 416 x 750       | 68               | -                       |   |
| SP623EN-XA                    | 6.0            | 23.0          | 705                       | 350                            | 1046 x 416 x 750       | 68               | ULPG                    |   |
| SP623IN                       | 6.0            | 23.0          | 720                       | 300                            | 1021 x 395 x 634       | 58               | -                       |   |
| SP623IN-XA                    | 6.0            | 23.0          | 755                       | 350                            | 1021 x 395 x 634       | 58               | ULPG                    |   |
| SP630EN                       | 6.0            | 29.0          | 890                       | 350                            | 1096 x 568 x 810       | 89               | -                       |   |
| SP630EN-XA                    | 6.0            | 29.0          | 1020                      | 400                            | 1096 x 568 x 810       | 89               | ULPG                    |   |
| SP630IN                       | 6.0            | 29.0          | 1085                      | 350                            | 1070 x 547 x 684       | 78               | -                       |   |
| SP630IN-XA                    | 6.0            | 29.0          | 1120                      | 400                            | 1070 x 547 x 684       | 78               | ULPG                    |   |
| SP635IN                       | 6.0            | 35.0          | 1155                      | 450                            | 1070 x 547 x 684       | 78               | ULPG                    |   |
| <b>StarPro 5 Series</b>       |                |               |                           |                                |                        |                  |                         |   |
| SP521EN                       | 5.0            | 21.0          | 645                       | 300                            | 1046 x 416 x 657       | 66               | -                       |   |
| SP521EN-XA                    | 5.0            | 21.0          | 685                       | 350                            | 1046 x 416 x 657       | 66               | -                       |   |
| SP521IN                       | 5.0            | 21.0          | 740                       | 300                            | 1021 x 395 x 634       | 53               | -                       |   |
| SP521IN-XA                    | 5.0            | 21.0          | 770                       | 350                            | 1021 x 395 x 634       | 53               | -                       |   |
| SP530EN                       | 5.0            | 30.0          | 995                       | 350                            | 1096 x 568 x 707       | 85               | -                       |   |
| SP530EN-XA                    | 5.0            | 30.0          | 1000                      | 400                            | 1096 x 568 x 707       | 85               | -                       |   |
| SP530IN                       | 5.0            | 30.0          | 1110                      | 350                            | 1070 x 547 x 684       | 71               | -                       |   |
| SP530IN-XA                    | 5.0            | 30.0          | 1170                      | 400                            | 1070 x 547 x 684       | 71               | -                       |   |
| SP535IN                       | 5.0            | 35.0          | 1190                      | 450                            | 1070 x 547 x 684       | 72               | -                       |   |
| <b>StarPro 4 Series</b>       |                |               |                           |                                |                        |                  |                         |   |
| SP415UN                       | 4.1            | 15            | 610                       | 300                            | 845 x 397 x 625        | 65               | -                       |   |
| SP421UN                       | 4.8            | 21            | 610                       | 300                            | 845 x 397 x 625        | 65               | -                       |   |
| SP430UN                       | 4.2            | 30            | 960                       | 350                            | 923 x 549 x 644        | 84               | -                       |   |
| SP435UN                       | 4.3            | 35            | 1062                      | 400                            | 923 x 549 x 644        | 84               | -                       |   |
| <b>Buffalo 5 Star Series</b>  |                |               |                           |                                |                        |                  |                         |   |
| BX520                         | 300mm base box | 5.1           | 20                        | 545                            | 300                    | 852 x 420 x 775  | 57                      | - |
|                               | 350mm base box |               |                           | 609                            | 350                    |                  |                         |   |
| BX526                         | 350mm base box | 5.0           | 30                        | 972                            | 350                    | 1028 x 580 x 866 | 67                      | - |
|                               | 400mm base box |               |                           | 1042                           | 400                    |                  |                         |   |
| <b>Compact Classic Series</b> |                |               |                           |                                |                        |                  |                         |   |
| CC315IN                       | 3.0            | 15.0          | 500                       | 300                            | 724 x 411 x 604        | 52               | LPG                     |   |
| CC320IN                       | 3.5            | 19.5          | 500                       | 300                            | 724 x 411 x 604        | 53               | LPG                     |   |
| CC320IN-XA                    | 3.5            | 19.5          | 570                       | 350                            | 724 x 411 x 604        | 53               | LPG                     |   |
| CC325IN                       | 3.1            | 23.5          | 560                       | 300                            | 724 x 411 x 604        | 53               | LPG                     |   |
| CC325IN-XA                    | 3.1            | 23.5          | 620                       | 350                            | 724 x 411 x 604        | 53               | LPG                     |   |
| CC330IN                       | 3.3            | 30.0          | 940                       | 350                            | 843 x 564 x 640        | 71               | LPG                     |   |
| CC330IN-XA                    | 3.3            | 30.0          | 1000                      | 400                            | 843 x 564 x 640        | 71               | LPG                     |   |
| <b>Classic Series</b>         |                |               |                           |                                |                        |                  |                         |   |
| 2PW15NNG                      | 3.8            | 15.5          | 412                       | 300                            | 1187 x 412 x 704       | 52               | -                       |   |
| 2PW20NNG                      | 3.8            | 21.0          | 487                       | 300                            | 1187 x 412 x 704       | 55               | -                       |   |
| 2PW20NXANG                    | 3.8            | 21.0          | 519                       | 350                            | 1187 x 412 x 704       | 55               | -                       |   |
| 2PW26NNG                      | 3.7            | 28.0          | 885                       | 350                            | 1265 x 538 x 813       | 67               | -                       |   |
| 2PW26NXANG                    | 3.7            | 28.0          | 974                       | 400                            | 1265 x 538 x 813       | 67               | -                       |   |
| BX315C                        | 300mm base box | 3.5           | 15.5                      | 461                            | 300                    | 850 x 425 x 615  | 56                      | - |
| BX320C                        | 300mm base box | 3.5           | 20.0                      | 541                            | 300                    | 850 x 425 x 615  | 57                      | - |
|                               | 350mm base box |               |                           | 574                            | 350                    |                  |                         |   |
| BX326C                        | 350mm base box | 3.5           | 28.0                      | 849                            | 350                    | 1030 x 590 x 705 | 67                      | - |
|                               | 400mm base box |               |                           | 957                            | 400                    |                  |                         |   |

StarPro 4 Universal unit airflow is for internal application configuration.



| Add on ICE™ - DualComfort™  |   |  |                   |                   |                                      |                                      |                          |                 |                 |                 |
|---|---|--|-------------------|-------------------|--------------------------------------|--------------------------------------|--------------------------|-----------------|-----------------|-----------------|
| System Overview   |   | 10                                       | 13                | 15                | 17                                   | 18                                   | 22                       |                 |                 |                 |
| Power Supply  | V-ph-Hz   | 220-240-1-50                             |                   |                   |                                      |                                      | 415-3-50                 |                 |                 |                 |
| Cooling Capacity  | Mode  | Inverter                                 |                   |                   |                                      |                                      | Conventional             |                 |                 |                 |
|   | Nominal Capacity                                    | kW                                       | 10                | 13                | 15                                   | 17                                   | 18                       | 22              |                 |                 |
|   | Rated Capacity                                      | kW                                       | 10.01             | 13.07             | 14.57                                | 16.24                                | 18.2                     | 22.2            |                 |                 |
|   | Capacity Range                                      | kW                                       | 4.8 - 11.0        | 6.3 - 14.0        | 7.5 - 16.0                           | 8.3 - 16.6                           | N/A                      |                 |                 |                 |
|   | Rated Input   | W  | 3.20              | 4.08              | 4.67                                 | 5.18                                 | 5.2                      | 5.84            |                 |                 |
| AEER  |   |  | 3.12              | 3.20              | 3.12                                 | 3.13                                 | 3.50                     | 3.80            |                 |                 |
| <b>ICE™ Outdoor Unit</b>  |   | <b>DONSC10Z71</b>                        | <b>DONSC13Z71</b> | <b>DONSC15Z71</b> | <b>DONSC17Z71</b>                    | <b>DO-SC18Z91</b>                    | <b>DO-SC22Z91</b>        |                 |                 |                 |
| Power Supply  | V-ph-Hz   | 220-240-1-50                             |                   |                   |                                      |                                      | 415-3-50                 |                 |                 |                 |
| Maximum Input Current   | A   | 18.0                                     | 27.0              | 27.0              | 27.0                                 | 20.9                                 | 20.9                     |                 |                 |                 |
| Recommended Circuit Breaker Size  | A   | 25                                       | 32                | 32                | 32                                   |                                      |                          |                 |                 |                 |
| Compressor  | Type  | Rotary                                   | Rotary            | Rotary            | Rotary                               | Scroll                               | Scroll                   |                 |                 |                 |
| Sound Pressure Level @3m  | dB(A)   | 61                                       | 62                | 62                | 62                                   | 56                                   | 56                       |                 |                 |                 |
| Sound Power Level   |   | 70                                       | 71                | 71                | 71                                   | 70                                   | 70                       |                 |                 |                 |
| Dimensions  | Dimensions (L x W x H)                              | mm                                       | 946 x 410 x 810   | 952 x 415 x 1333  | 952 x 415 x 1333                     | 952x415x1333                         | 1258x450x1390            | 1258x450x1390   |                 |                 |
|   | Net Weight  | kg                                       | 68.5              | 97.5              | 97.5                                 | 97.5                                 | 141                      | 144             |                 |                 |
| Refrigerant Piping  | Refrigerant   | Type                                     | R410A             |                   |                                      |                                      |                          |                 |                 |                 |
|   | Gas Connection Size                                 | mm                                       | 15.9              | 19.0              | 19.0                                 | 19.0                                 | 22.2                     | 28.6            |                 |                 |
|   | Liquid Connection Size                              | mm                                       | 9.5               | 9.5               | 9.5                                  | 9.5                                  | 12.7                     | 12.7            |                 |                 |
|   | Recommended Interconnecting Pipe Size - Gas (mm)    | 1-10m                                    | 15.9              | 19.0              | 19.0                                 | 22.2                                 | 22.2                     | 28.6            |                 |                 |
|   | Recommended Interconnecting Pipe Size - Gas (mm)    | 10-30m                                   | 15.9              | 19.0              | 19.0                                 | 22.2                                 | 28.6                     | 28.6            |                 |                 |
|   | Recommended Interconnecting Pipe Size - Liquid (mm) | 1-10m                                    | 9.5               | 9.5               | 9.5                                  | 12.7                                 | 9.52                     | 12.7            |                 |                 |
|   | Recommended Interconnecting Pipe Size - Liquid (mm) | 10-30m                                   | 9.5               | 9.5               | 9.5                                  | 12.7                                 | 12.7                     | 12.7            |                 |                 |
|   | Precharged Length                                   | m  | 15                | 15                | 15                                   | 15                                   | 15                       | 15              |                 |                 |
|   | Max. Pipe Length                                    | m  | 65                | 65                | 65                                   | 55                                   | 30                       | 30              |                 |                 |
|   | Max. Height Diff (CDU below)                        | m  | 30                | 30                | 30                                   | 30                                   | 8                        | 8               |                 |                 |
| Max. Height Diff (CDU above)  | m   | 30                                       | 30                | 30                | 30                                   | 8                                    | 8                        |                 |                 |                 |
| Ambient Temperature Limits  | °C  | -15 - 50                                 | -15 - 50          | -15 - 50          | -15 - 50                             | -5 - 46                              | -5 - 46                  |                 |                 |                 |
| <b>ICE™ Indoor Unit</b>   |   | <b>DINLU10Z7</b>                         | <b>DINLU13Z7</b>  | <b>DINIB13Z7</b>  | <b>DINLU15Z7</b>                     | <b>DINIB15Z7</b>                     | <b>DINXU17Z7</b>         | <b>DI-XU18Z</b> | <b>DI-XU22Z</b> |                 |
| Power Supply  | V-ph-Hz   | 220-240-1-50                             |                   |                   |                                      |                                      | N/A                      |                 |                 |                 |
| Description   | Type  | Compact Coil with Round Duct Connections |                   |                   |                                      |                                      |                          |                 |                 |                 |
| Airflow   | Rated   | L/s                                      | 678               | 697               | 688                                  | 830                                  | 736                      | 956             | 900             | 1100            |
|   | Minimum   | L/s                                      | 500               | 550               | 550                                  | 620                                  | 620                      | 850             | 750             | 900             |
| Coil Static Pressure Drop   | @ Rated Airflow (Dry / Wet)                         | Pa                                       | 48 / 58           | 50 / 60           | 96 / 120                             | 65 / 80                              | 88 / 110                 | 92 / 122        | 138 / 173       | 101 / 127       |
|   | @ Minimum Airflow (Dry / Wet)                       | Pa                                       | 33 / 38           | 35 / 40           | 62 / 77                              | 48 / 60                              | 62 / 78                  | 73 / 98         | 91 / 114        | 82 / 103        |
| Dimensions  | Dimensions (L x W x H)                              | mm                                       | 823 x 540 x 678   | 823 x 540 x 678   | 956 x 566 x 876                      | 823 x 540 x 678                      | 1026 x 566 x 876         | 777 x 811 x 549 | 680 x 627 x 542 | 777 x 748 x 549 |
|   | Net Weight  | kg                                       | 31                | 31                | 45                                   | 40                                   | 50                       | 42              | 36              | 41              |
| Duct Connection (Outlet)  | mm  | Ø 400                                    | Ø 450             | Ø 350             | Ø 450                                | Ø 400                                | Ø 450                    | Ø 450           | Ø 450           | Ø 500           |
| Duct Connection (Inlet)   | mm  | Ø 400                                    | Ø 400             | Ø 350             | Ø 400                                | Ø 400                                | Ø 400                    | Ø 400           | Ø 400           | Ø 450           |
| Condensate Drain Connection   |   | 20mm                                     |                   |                   |                                      |                                      |                          |                 |                 |                 |
| Refrigerant Pipe Connections  | Gas   | mm                                       | Ø 15.9            | Ø 19.0            | Ø 19.0                               | Ø 19.0                               | Ø 22.2                   | Ø 22.2          | Ø 28.6          | Ø 28.6          |
|   | Liquid  | mm                                       | Ø 9.5             | Ø 9.5             | Ø 9.5                                | Ø 9.5                                | Ø 12.7                   | Ø 12.7          | Ø 12.7          | Ø 12.7          |
| Operating Temperature Limits  | °C  | 19 - 32                                  | 19 - 32           | 19 - 32           | 19 - 32                              | 19 - 32                              | 17 - 32                  | 17 - 32         |                 |                 |
| Rated capacities rated in accordance with AS3823 with 5m charged length. With our policy of continuous improvement, we reserve the right to change, or discontinue at any time, specifications or designs without notice. |   |  |                   |                   |                                      |                                      |                          |                 |                 |                 |
| <b>Brivis Ducted Gas Heater Compatibility (Table indicates maximum recommended add-on cooling capacity)</b>   |   |  |                   |                   |                                      |                                      |                          |                 |                 |                 |
|   |   | Brivis ICE™ Inverter                     |                   |                   |                                      |                                      | Brivis ICE™ Conventional |                 |                 |                 |
| Heater Range  |   | 10                                       | 13                | 15                | 17                                   | 18                                   | 22                       |                 |                 |                 |
| StarPro 6   | SP615I  | SP623I, SP623E, SP623E XA                |                   | SP623I XA         | SP630E, SP630E XA, SP630I, SP630I XA |                                      |                          | SP635I          |                 |                 |
| StarPro 5   | -   | SP521I, SP521E, SP521E XA                |                   |                   | SP521I XA                            | SP530E, SP530E XA, SP530I, SP530I XA |                          |                 | SP535I          |                 |
| StarPro 4 Universal   | SP415U, SP421U                                      | -  |                   |                   | SP430U                               | SP435U                               | -                        |                 |                 |                 |
| Buffalo BX5   | BX520 XA  | -  |                   |                   | -                                    | BX526                                | BX526 XA                 |                 |                 |                 |
| Classic   | BX320 XA, 2PW20N XA                                 | BX326C                                   |                   | BX326C XA         |                                      | 2PW26N                               | 2PW26N XA                |                 |                 |                 |
| Compact Classic   | CC315, CC320, CC320 XA, CC325                       | CC325 XA                                 |                   | CC330, CC330 XA   |                                      | -                                    |                          |                 |                 |                 |

Classic and Buffalo BX5 models above installed on an XA basebox are suffixed by XA.

Ductwork and fittings for Dual Comfort Systems must be designed and sized by the installer to ensure the minimum cooling airflow requirements are met at all times.

With our policy of continuous improvement, we reserve the right to change, or discontinue at any time, specifications or designs without notice.

Note: All images contained within this brochure are for illustrative purposes only, the colours and finishes of the products featured are as close to the respective product range as photographic lighting and printing processes allow.

**Rinnai Australia Pty Ltd**

ABN 74 005 138 769

100 Atlantic Drive,  
Keysborough, Victoria 3173

For further information  
call 1300 555 545 or visit  
[brivis.com.au](http://brivis.com.au)

**TOTAL HOME COMFORT**



HOT WATER



HEATING



COOLING

**brivis**  
by Rinnai